

CARNEGIE SVRA

JR. RANGER

ACTIVITY

GUIDE



Motorcycle / ATV Safety

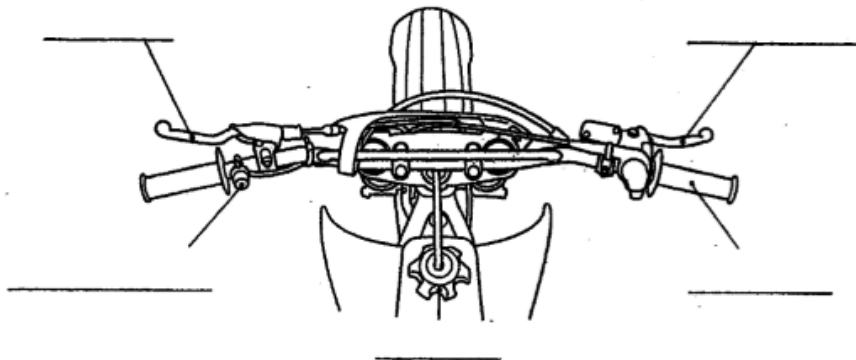
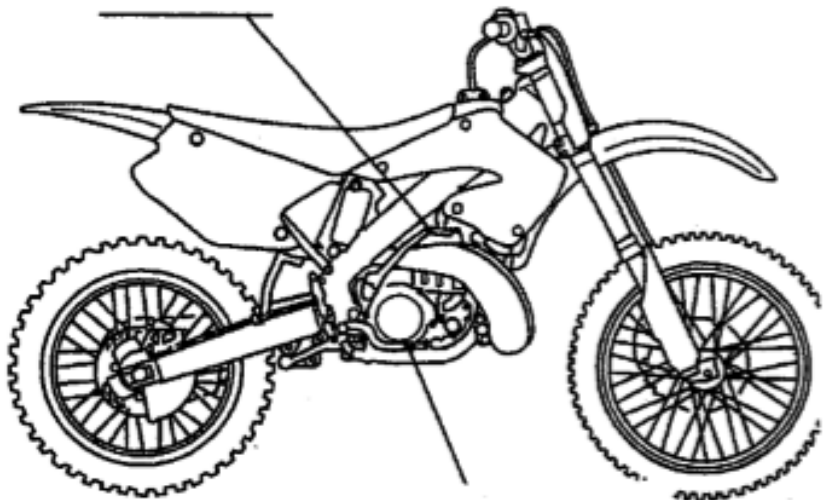
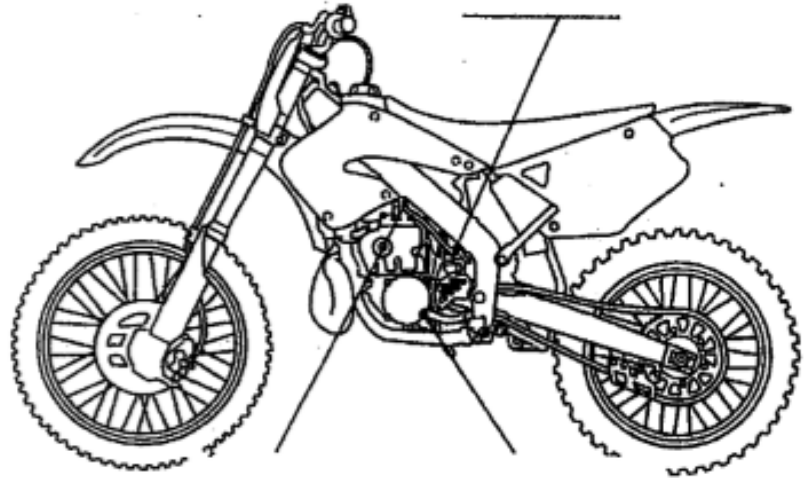
Name: _____

Jr. Rangers is a statewide program in CA State Parks, for ages 7 to 12 years old. Fill out this self-guided activity and bring it back to the Jr. Ranger table by the kids track or the Info Booth by Motomart to become a Jr. Ranger. The Jr. Ranger table and Info Booth are only staffed on Saturdays.

Pre-Ride Inspection

Do you know the parts of your dirt bike? Match the controls to the correct part of the bike

- Clutch Lever
- Front Brake Lever
- Engine Stop Button
- Fuel Fill Cap
- Throttle Grip
- Choke Knob
- Kickstarter
- Fuel Valve
- Gear Shift Pedal
- Rear Brake Pedal



Pre-Ride Inspection

Do you know the parts of your ATV? Match the controls to the correct part of the ATV.

Parking Brake

Throttle

Engine Stop Switch

Hand Brake Levers

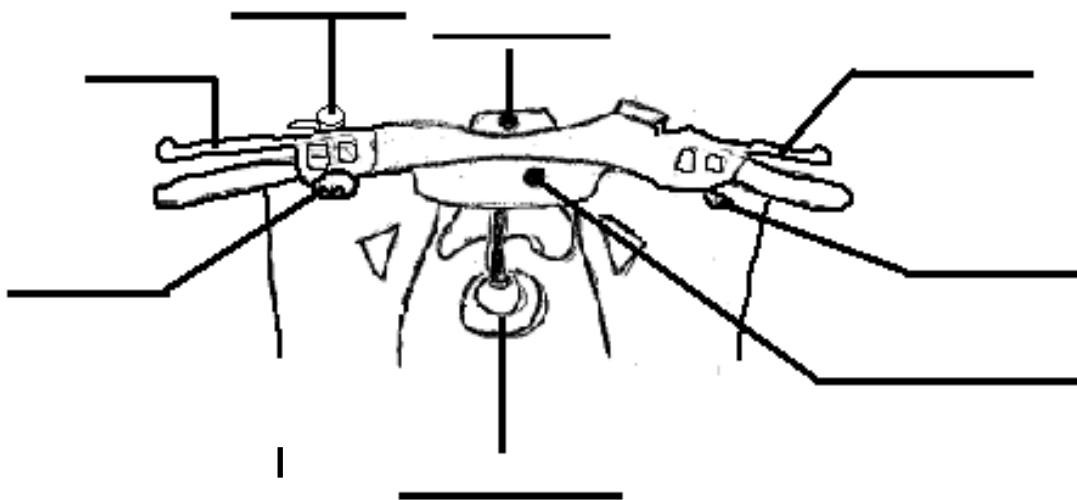
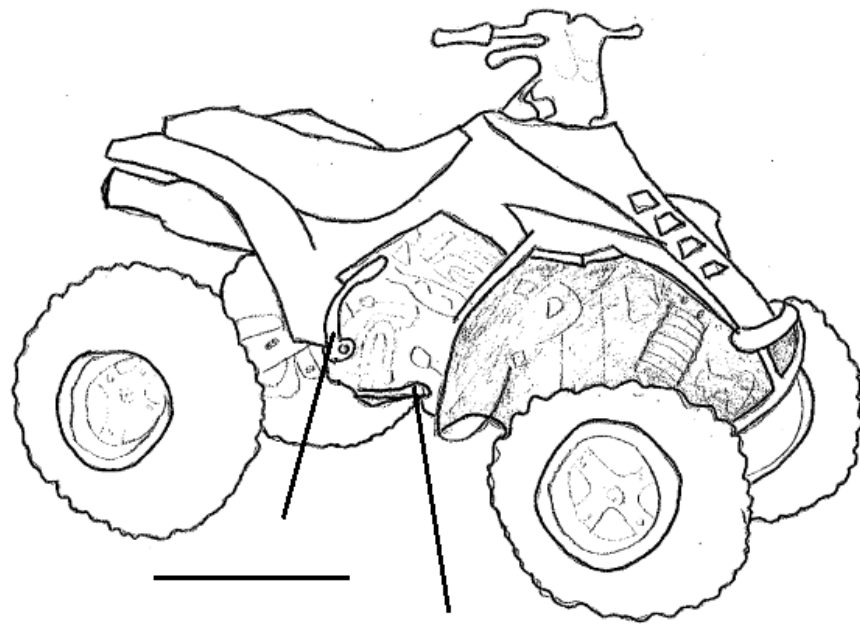
Gas Cap

Ignition Switch

Foot Brake Pedal

Choke

Starter



Pre-Ride Inspection

It is always a good idea to inspect your vehicle before you ride that day. "T-CLOCK" will help you remember what to look for when inspecting your vehicle. Ask an adult to help you inspect your vehicle. Check the box after you inspect each part of your vehicle.

T = Tires and Wheels

C = Controls and Electrics

L = Lights and Electrics

O = Oil and Fuel

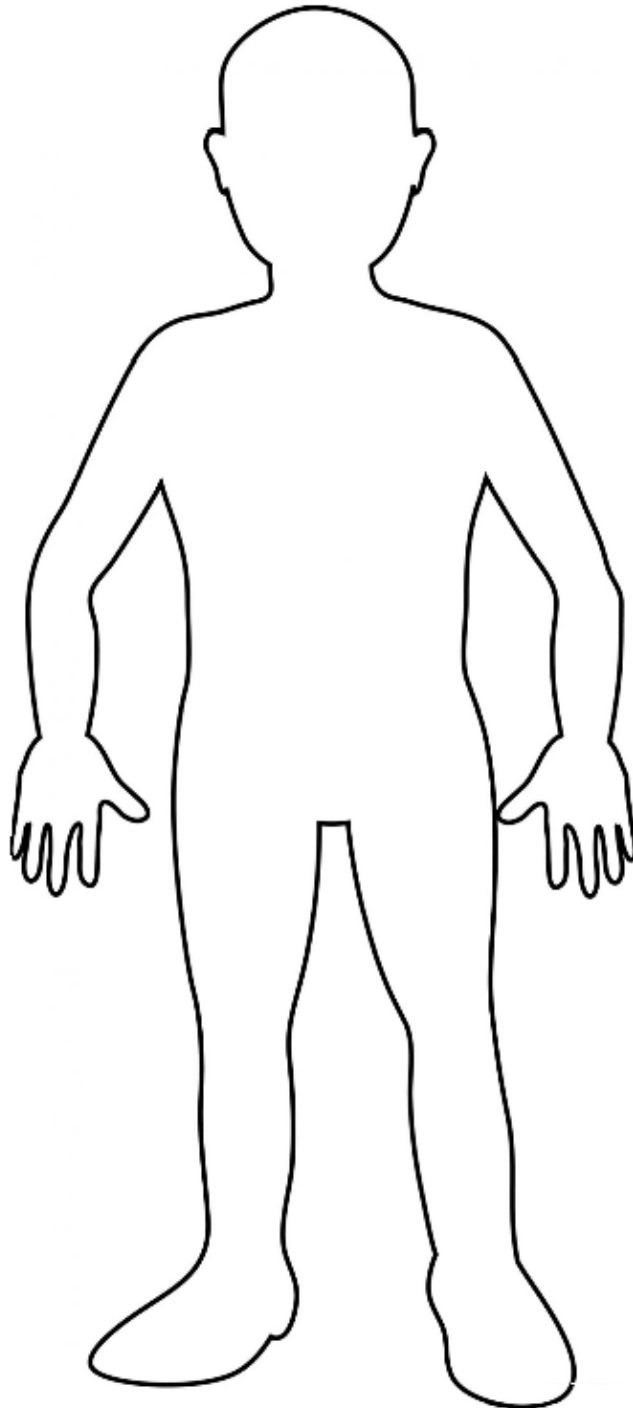
C = Chain Chassis and Suspension

K = Kickstand

RIDING GEAR

Draw safety gear on this new rider.

Helmet Goggles Jersey Pants Boots Gloves
Elbow Pad Knee/Shin Pad Chest Protector




Riding Rules

Do you know the rules of riding? Circle the person(s) not following the rules.



I'm 10 and can ride without an adult watching!



Riding Rules

Do you know the Rules of the Road for riding at Carnegie?

If a sentence below is true, circle T. If it's false, circle F.

- | | | |
|--|---|---|
| 1. The speed limit within 50 feet of people or campsites is 15 mph. | T | F |
| 2. If you are 14 years old and on a ATV, you must be under the direct supervision of an adult. | T | F |
| 3. You can have two or more passengers on a dirt bike. | T | F |
| 4. If your over 18, you don't have to wear helmet when riding a dirt bike. | T | F |
| 5. Spark arresters help prevent wildfires. | T | F |
| 6. It is legal to ride an ATV without a helmet. | T | F |
| 7. It's ok to have a passenger on an ATV if it's only for a short distance. | T | F |
| 8. If you get lost, you should not leave your off-road vehicle. | T | F |

Circle items to take with you when riding that will help you stay safe or in case of an emergency.



Rules of the Road Answers: 1. True 2. True 3. True 4. True 5. True 6. False 7. False 8. True

How to Use a Map

Knowing how to read a map and plan a route that is for your skill level will keep you safe out on trail. Can you plan a route for each of the rider's skill level?

Jordan can only ride easy green circle trails. Draw a route for Jordan to ride.



Taylor can ride harder blue square trails. Draw a route for Taylor to ride.

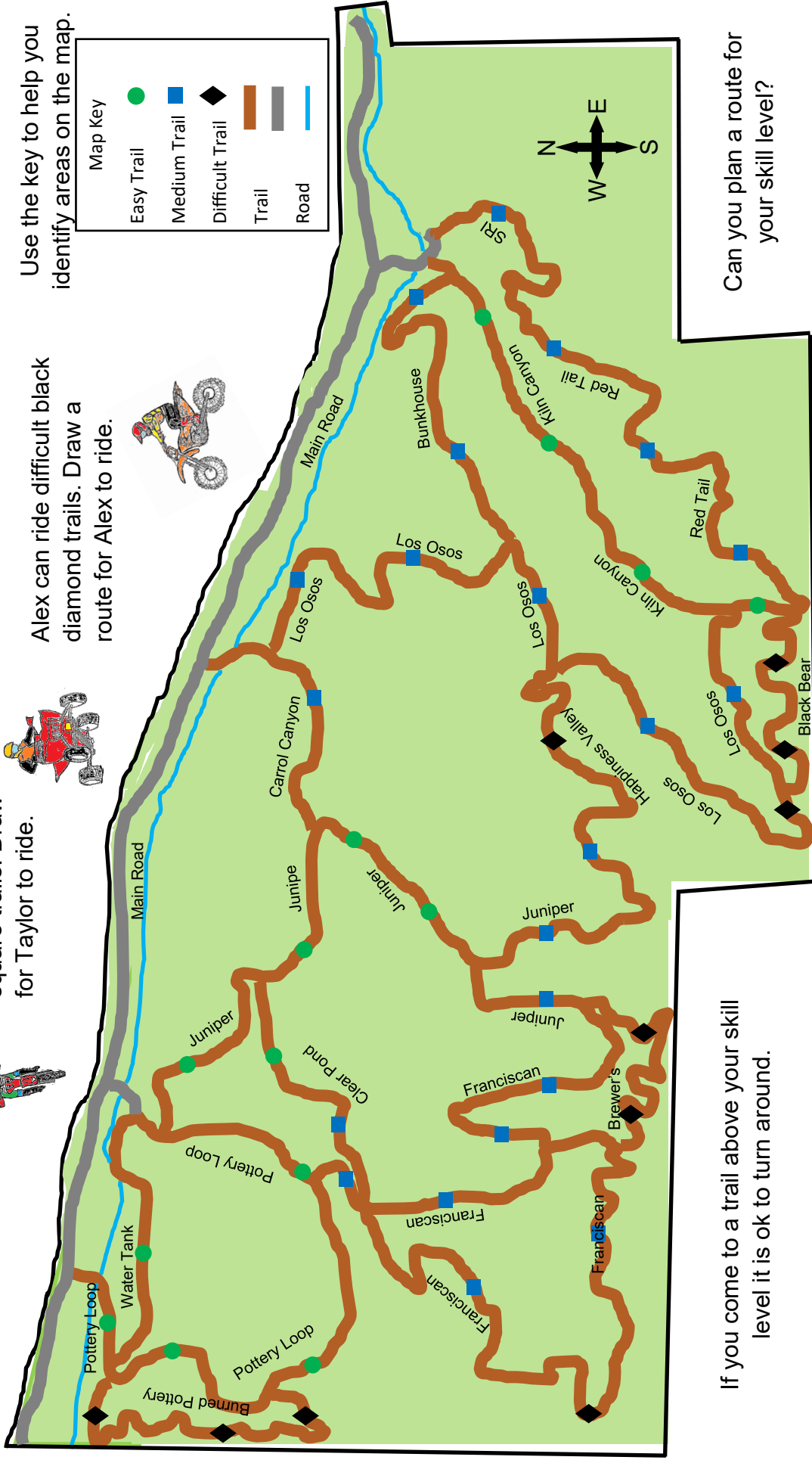


Alex can ride difficult black diamond trails. Draw a route for Alex to ride.



Use the key to help you identify areas on the map.

| Map Key | |
|---------|-----------------|
| ● | Easy Trail |
| ■ | Medium Trail |
| ◆ | Difficult Trail |
| — | Trail |
| — | Road |
| — | Road |

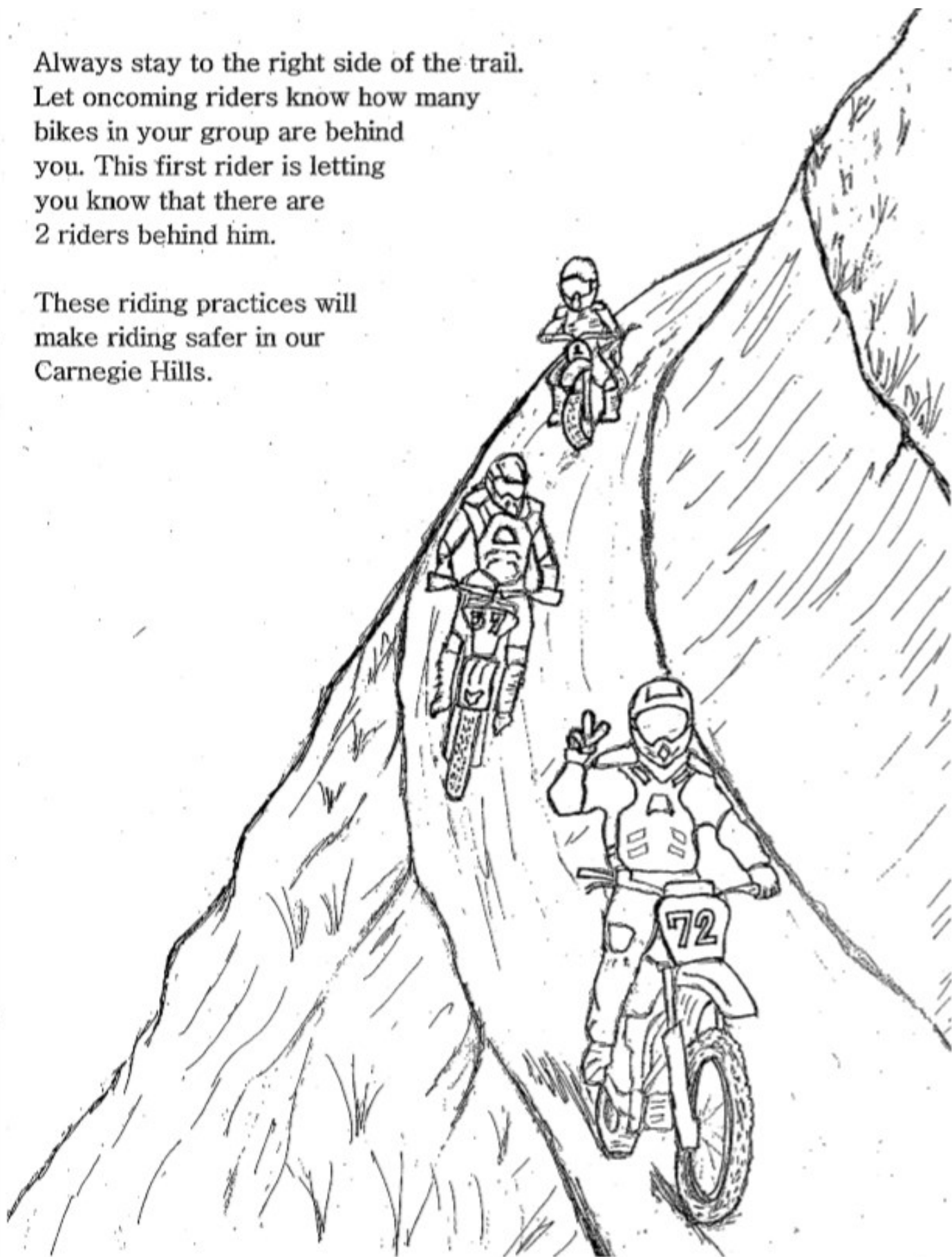


If you come to a trail above your skill level it is ok to turn around.

Can you plan a route for your skill level?

Always stay to the right side of the trail.
Let oncoming riders know how many
bikes in your group are behind
you. This first rider is letting
you know that there are
2 riders behind him.

These riding practices will
make riding safer in our
Carnegie Hills.



TREAD LIGHTLY



**BE KIND TO THE PARK
RIDE ON THE TRAILS**

It is important to stay on trail to protect the plants and animals that live in the park. Remember to Tread Lightly.



Draw yourself on trail.

Travel Responsibly
Respect the Rights
of Others
Educate Yourself
Avoid Sensitive Areas
Do Your Part
LIGHTLY



JR. RANGER AWARDS

After completing a Jr. Ranger program in any California State Park you can receive a stamp. For each stamp you earn you may receive a prize.

When you complete your first Jr. Ranger program in California State parks you will receive a logbook to record your stamps.



You can receive stamps by doing Jr. Rangers in Carnegie SVRA. Jr. Programs include visiting a drop-in table, self-guided activity book, and a guided program.

Carnegie State Vehicular Recreation Area

15751 Tesla Road

Livermore, CA 94550

(925) 447-9027

Fax (925) 447-3003

www.ohv.parks.ca.gov

